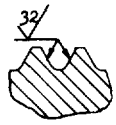
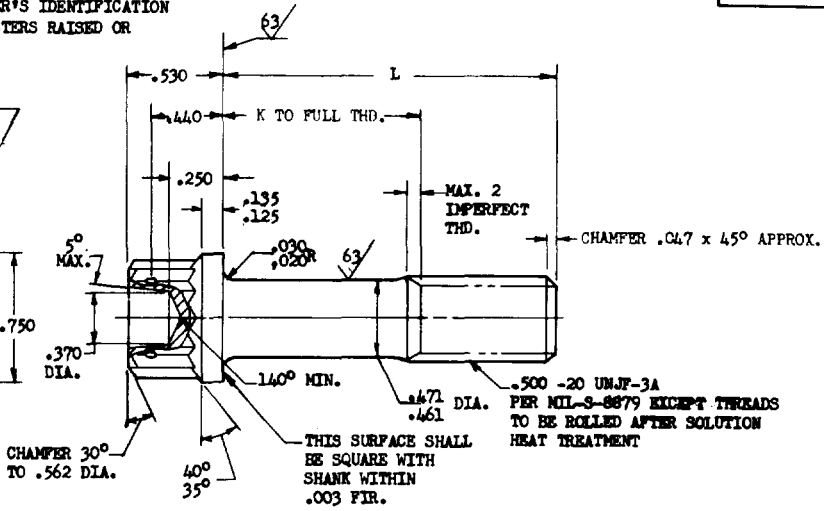
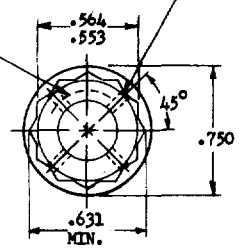


MS21293 AND MANUFACTURER'S IDENTIFICATION
.047 MIN. HIGH CHARACTERS RAISED OR
DEPRESSED .010 MAX.

.070 DIA. 4 HOLES
EQUALLY SPACED AS
SHOWN CSE 90°
TO .100 DIA.



SECTION THRU THREAD PROFILE

PART NO.	L	K +.000 -.060	APPROX. WEIGHT LB/100	PART NO.	L	K +.000 -.060	APPROX. WEIGHT LB/100	PART NO.	L	K +.000 -.060	APPROX. WEIGHT LB/100
				MS21293-21	2.000	.750	13.41	MS21293-39	4.250	3.000	24.29
				MS21293-22	2.125	.875	14.00	MS21293-40	4.375	3.125	24.89
				MS21293-23	2.250	1.000	14.61	MS21293-41	4.500	3.250	25.50
MS21293-06	.938	(a)	8.41	MS21293-24	2.375	1.125	15.21	MS21293-42	4.625	3.375	26.11
MS21293-07	1.000	(a)	8.70	MS21293-25	2.500	1.250	15.82	MS21293-43	4.750	3.500	26.71
MS21293-08	1.062	(a)	8.99	MS21293-26	2.625	1.375	16.42	MS21293-44	4.875	3.625	27.32
MS21293-09	1.125	(a)	9.26	MS21293-27	2.750	1.500	17.01	MS21293-45	5.000	3.750	27.92
MS21293-10	1.188	(a)	9.57	MS21293-28	2.875	1.625	17.61	MS21293-46	5.125	3.875	28.53
MS21293-11	1.250	(a)	9.86	MS21293-29	3.000	1.750	18.22	MS21293-47	5.250	4.000	29.13
MS21293-12	1.312	(a)	10.15	MS21293-30	3.125	1.875	18.83	MS21293-48	5.375	4.125	29.74
MS21293-13	1.375	.125	10.45	MS21293-31	3.250	2.000	19.43	MS21293-49	5.500	4.250	30.35
MS21293-14	1.438	.188	10.74	MS21293-32	3.375	2.125	20.04	MS21293-50	5.625	4.375	30.95
MS21293-15	1.500	.250	11.04	MS21293-33	3.500	2.250	20.65	MS21293-51	5.750	4.500	31.56
MS21293-16	1.562	.312	11.33	MS21293-34	3.625	2.375	21.26	MS21293-52	5.875	4.625	32.16
MS21293-17	1.625	.375	11.63	MS21293-35	3.750	2.500	21.86	MS21293-53	6.000	4.750	32.77
MS21293-18	1.688	.438	11.92	MS21293-36	3.875	2.625	22.47				
MS21293-19	1.750	.500	12.22	MS21293-37	4.000	2.750	23.07				
MS21293-20	1.875	.625	12.81	MS21293-38	4.125	2.875	23.68				

(a) THREAD TO HEAD. MAXIMUM TWO IMPERFECT THREADS. EXCEPT INCOMPLETE THREADS NOT TO ENTER FILLET RADIUS.

- NOTE: (1) SHANK SHALL BE STRAIGHT WITHIN .002 FIR PER INCH OF BOLT LENGTH.
 (2) THE CONCENTRICITY OF THREAD PD IN RELATION TO THE SHANK SHALL BE WITHIN .006 FIR.
 (3) THE CONCENTRICITY OF THE SHANK IN RELATION TO THE WASHER FACE DIAMETER AND DOUBLE HEXAGON OD SHALL BE WITHIN .023 FIR.

MATERIAL: CORROSION AND HEAT RESISTANT STEEL AMS 5735.
 MANUFACTURING SPECIFICATION: AMS 7478 EXCEPT HEADS TO BE FORMED BY HOT OR COLD UPSETTING.
 PART SUBJECT TO FLUORESCENT PENETRANT INSPECTION PER AMS 2645.
 SURFACE ROUGHNESS: MIL-STD-10 UNLESS OTHERWISE SPECIFIED, SURFACES TO BE 125 MICROINCHES.
 BREAK SHARP EDGES .003-.015 UNLESS OTHERWISE SPECIFIED.
 DIMENSIONS IN INCHES. UNLESS OTHERWISE SPECIFIED: TOLERANCES; LINEAR DIMENSIONS ±.010, ANGULAR DIMENSIONS ±5°.
 DO NOT USE UNASSIGNED PART NUMBERS.

This standard has been approved by the BuDep (Department of the Navy) and the Department of the USAF and is mandatory for use by that activity. All other military activities are required to employ this standard where suitable.

APPROVED 1 May 61 REVISED A 23 Oct 61 B 17 Sep 63

P. A. Navy - Wep	TITLE	MILITARY STANDARD MS21293 (ASG)
Other Cust Air Force - ASD	BOLT, MACHINE - STEEL, DRILLED DOUBLE HEXAGON, EXTENDED WASHER, .500-20 (MIL-S-8879 THREAD)	
PROCUREMENT SPECIFICATION NONE	SUPERSEDES:	SHEET 1 OF 1